


# Contents



Using this book	11
Fundamentals	21

## Part 1

Creating form  
through inspiration




Accents  
(*deppari*)

Plates

13

Instructions


27



Gathered hole

14 · 15 · 17


29



Crater

16 · 17


38



The drop hole  
(*otoshiana*)

18 · 19

42



Lumps and bumps  
(*dekoboko*)

20

49

The dress form used in this book is based on the standard Bunka-style sloper (block) for an adult Japanese female. See pages 98–102 for more details.

All patterns are for a size 9 Japanese adult female (bust 83cm, waist 64cm, centre back length 38cm).

The position of the cutting and opening out lines, and the amount to be opened out, may vary according to garment size.

When using a half-scale body form, reduce to half all full-sized measurements and develop the pattern.

**Part 2**  
 Making patterns  
 for haute couture  
 garments



Draped design

Plates

53

Instructions

62



The twist  
*(nejiri)*

54

68



Hide and seek  
*(kakurenbo)*

55


74



Interwoven design

56

80



Bamboo shoot  
*(takenoko)*

57

84



The knot  
*(musubu)*

58 · 59

86



Two distinct expressions

60

94



An intriguing curve

60

96

Bunka-style sloper (block) for an adult woman

99

Bunka-style sloper (block) for an adult woman  
 (Size M) (half-scale)

101