

# Contents

## INTRODUCTION

Introduction 6

What is a Pleat? 8

How to Use this Book 12

How to Make the Examples 14

How to Work from the Drawings,  
Photographs and Text 16

How to Cut and Fold 17

Equipment 18

Symbols 19

## 1

### DIVIDING PAPER



#### 1.1 Linear Divisions 23

1.1.1 Dividing into Valleys Only 24

1.1.1.1 Valley Sixteenths 24

1.1.1.2 Valley Thirty-seconds 26

1.1.1.3 Valley Sixty-fourths 27

1.1.2 Dividing into

Valley-Mountain Pleats 28

1.1.2.1 Pleated Eighths 29

1.1.2.2 Pleated Sixteenths 30

1.1.2.3 Pleated Thirty-seconds 32

1.1.2.4 Pleated Sixty-fourths 34

1.1.3 Diagonal Divisions 36

1.1.3.1 The Basic Technique 36

#### 1.2 Rotational Divisions 38

1.2.1 Dividing into Valleys Only 39

1.2.1.1 Valley Eighths 39

1.2.1.2 Valley Sixteenths 41

1.2.2 Dividing into

Valley-Mountain Pleats 42

1.2.3 Different Angles 44

#### 1.3 Grids 46

1.3.1 Ninety-degree Grids 46

1.3.2 Sixty-degree Grids 47

#### 1.4 Graphic Divisions 50

## 2

### BASIC PLEATS



#### 2.1 Accordion Pleats 55

2.1.1 Basic Examples 55

2.1.2 Incremental Accordion Pleats 61

2.1.3 Rhythms 65

2.1.4 Material Shape 68

2.1.5 Gathering and Spreading 73

#### 2.2 Knife Pleats 77

2.2.1 Basic Examples 77

2.2.2 Reflections 86

2.2.3 Gathering and Spreading 92

#### 2.3 Box Pleats 96

2.3.1 Basic Examples 96

2.3.2 Advanced Examples 102

#### 2.4 Upright Pleats 110

2.4.1 Basic Examples 110

2.4.2 Advanced Examples 115

#### 2.5 Non-parallel Linear Pleats 122

2.5.1 Basic Examples 122

2.5.2 Advanced Examples 128

#### 2.6 Curved Pleats 132

2.6.1 Basic Examples 132

2.6.2 Advanced Examples 136

#### 2.7 Cut Pleats 140


2.7.1 Basic Examples 140

2.7.2 Advanced Examples 144

2.7.3 Cut Pleats as Pop-ups 146

## 3

### TWISTED PLEATS



3.1 Twisted Rosettes 155

3.2 Twisted Columns 160

3.3 Stacked Rosettes and Columns 164


3.4 Twisted Rings 166

3.5 Stacked Rings 172

3.6 Ring Columns 175

## 4

### V-PLEATS



#### 4.1 The Basic V 181

4.1.1 Basic Construction 181

4.1.2 Changing the Angle of the V 183

4.1.3 Changing the Position  
of the Gutter 183

4.1.4 Vs and Gutters in Combination 184

#### 4.2 Multiple Gutters 185

4.2.1 Concept 185

4.2.2 Basic Construction 186

4.2.3 Rotational Gutters 188

4.2.4 Unequally Spaced Gutters 190

#### **4.3 Multiple Vs 191**

##### **4.3.1 Concept 191**

##### **4.3.2 Basic Construction 194**

##### **4.3.3 Variations 198**

#### **4.4 Vs in Opposition 201**

##### **4.4.1 Concept 201**

##### **4.4.2 Basic Constructions 203**

##### **4.4.3 Variations 205**

#### **4.5 Multiple Gutters and Vs 208**

##### **4.5.1 Concept 208**

##### **4.5.2 Constructions 209**

##### **4.5.3 Shaped Sheets 213**

#### **4.6 Concertina Boxes 216**

##### **4.6.1 Chamfered Corners 216**


##### **4.6.2 Variations 218**

##### **4.6.3 Square Corners 222**

##### **4.6.4 Variations 224**

## **5**

### **WORKING WITH GRIDS**



#### **5.1 Square Grids 231**

##### **5.1.1 Making the Grid 231**

##### **5.1.2 How to Collapse the Full Grid 232**

##### **5.1.3 Less-than-full Variations 236**

#### **5.2 Triangular Grids 244**

## **6**

### **PLEATS LAID ACROSS PLEATS**



#### **6.1 Knife Across Knife 253**

##### **6.1.1 Basic Example 253**

##### **6.1.2 Diagonal Variation 256**

##### **6.1.3 Three Lines of Knife Pleats 259**

##### **6.1.4 Four and More Lines of Knife Pleats 261**


#### **6.2 Accordion Across Knife 264**

#### **6.3 Upright Across Upright 270**

#### **6.4 Cut Pleats Across Cut Pleats 274**

## **7**

### **HOW TO PLEAT FABRIC**



#### **7.1 Steaming and Baking 282**

##### **7.1.1 Steam 282**

##### **7.1.2 The Plissé Method 283**

##### **7.1.3 Baking 287**

#### **7.2 Shadowfolds 288**

##### **7.2.1 The Square Twist 289**

##### **7.2.2 Other Twists 292**

##### **7.2.3 Twists in Combination 295**

#### **7.3 Other Techniques 300**

##### **7.3.1 Stitching 300**

##### **7.3.2 Interfacing 301**

##### **7.3.3 Starch 301**

##### **7.3.4 Unorthodox Methods 301**

#### **Photo Credits 302**

#### **Acknowledgements 303**

#### **DVD Contents 303**