



LET'S DRAW... with Marion Deuchars

FROM DRAWING AND PAINTING TO COLLAGING AND PRINTING, THIS BOOK INCLUDES ALL KINDS OF ART ACTIVITIES TO ENGAGE BUDDING ARTISTS AND ANIMAL LOVERS.

Get creative as you blow-paint your own strange creatures, make hand-print animals or use paper and fingerprints to make greyhounds, giraffes and tigers.

Here's a few ideas to get you going, you will find loads more in the book. We'd love to see your finished creations. Please send them in, either by reaching us on social media or emailing us:  
[marketing@laurenceking.com](mailto:marketing@laurenceking.com)

**Marion Deuchars** is the bestselling author of the *Let's Make Some Great Art* series. Her work has appeared in Samsung ads, Formula 1 posters and Royal Mail stamps. Her books have won six international awards and she is one of six UK designers at Helsinki's World Design Capital celebrations.

Find us on Facebook  
Follow us on Twitter: @LKPCchildrens  
Follow us on Instagram: @laurencekingpub  
[laurenceking.com/childrens](http://laurenceking.com/childrens)



# ART MATERIALS

## A LIST OF BASIC ART MATERIALS

WHITE GLUE (OR GLUE STICK)

SCISSORS

CONSTRUCTION PAPER  
(in different sizes and colours)

RULER

PENCILS

COLOURED PENCILS

PENS

ACRYLIC PAINT PENS

TAPE

PAINT BRUSHES (different sizes)

CRAYONS OR PASTELS

PAINTS

DRAWING COMPASS

ERASER

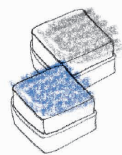
PENCIL SHARPENER

WATER CONTAINER

PALETTE.

INK

INK PADS



## FELT-TIP PENS

COME IN ALL DIFFERENT SHAPES AND SIZES. TRY TO GET SOME THICK AND THIN ONES.



BRUSH PENS ARE USEFUL TOO →



## PENCILS

PENCILS COME IN ALL SHAPES AND SIZES. HARD, SOFT AND WATER SOLUBLE.

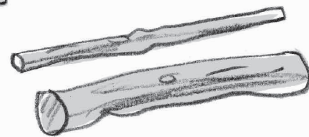


WHITE ACRYLIC PAINT PEN

VERY USEFUL FOR ADDING HIGHLIGHTS AND DRAWING WHITE ON TOP OF BLACK




CHALKS AND PASTELS



CHARCOAL IS VERY GOOD FOR COVERING LARGE AREAS ON THE PAPER.

COME IN BEAUTIFUL COLOURS. THEY HAVE A PAINTING-EFFECT WHEN YOU MIX OR BLEND THEM.

## ERASERS



REGULAR ERASER (HARD)



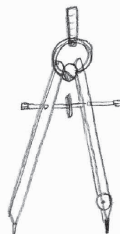
PUTTY ERASER (SOFT)

CAN BE SQUEEZED INTO SHAPES.



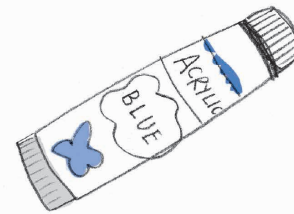
## ROLLERS

ARE GREAT FOR PAINTING LARGE AREAS, OR USE ONE TO MAKE YOUR OWN COLOURED PAPER.




DRAWING COMPASS


## PAINTS



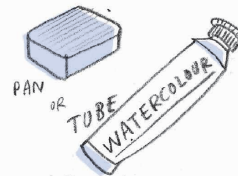
ACRYLIC is a plastic-based paint. Mix with water to use it thick or thin. Very versatile.



GOUACHE is an opaque watercolour paint. You cannot see the white of the paper through it.



POSTER/CRAFT Paint is ideal for posters, crafts and school projects. It is a water-based paint and the least expensive to buy.



WATERCOLOUR is a transparent paint, you can see the white of the paper through it.

CONSTRUCTION paper  
PHOTOCOPY paper  
CARTRIDGE paper  
comes in different weights/thickness  
80 gms - light (ok for drawing)  
300 gms - heavy (ok for paint)


## PAPER



DIP-PEN



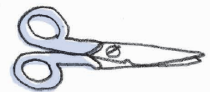
INK IS GREAT FOR DRAWING. IT COMES IN ALL DIFFERENT COLOURS. USE A 'DIP PEN' BRUSH, STICK OR CARD!



ROUND

FLAT

POINTED




A good pair of SHARP SCISSORS. You can also buy safety scissors.

## BRUSHES

HOG/BRISTLE - hard brushes, good for acrylic and poster paints

SYNTHETIC - cheaper but good all rounders (all paints)

SABLE - Soft. Expensive but high quality (all paints)




PAPER PALETTES ARE VERY USEFUL. THEY ARE DISPOSABLE AND YOU CAN KEEP PAINT WET FOR A FEW DAYS BY PUTTING A PAPER TOWEL ON TOP.



## PALETTES

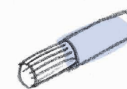
GOOD FOR MIXING AND STORING PAINT.



PLASTIC PALETTES



GLUE IS GOOD IN A GLUE STICK, OR USE PVA (WHITE GLUE)



OLD JARS ARE GOOD AS WATER JARS



## MASKING TAPE

VERY USEFUL FOR TAPING PAPER TO DESK. ALSO FOR HIDING OR 'MASKING' AREAS ON THE PAPER.



# Simple Creatures

CAN YOU DRAW THESE ANIMALS?



PIG




OWL




FROG




TURTLE



MOUSE



CAT



DOG



CHICK



MONKEY



BEAR

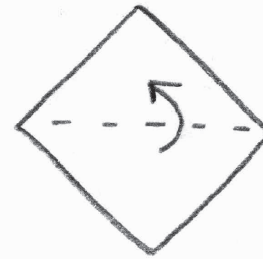


# PAPER RABBIT

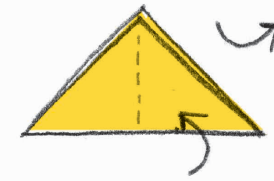
## WHAT YOU NEED

A SQUARE OF PAPER (15 cm x 15 cm)  
IS A GOOD SIZE

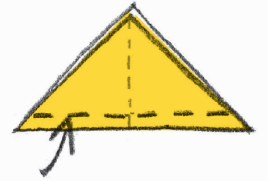
FELT-TIP PEN TO MAKE THE  
BUNNY FACE!



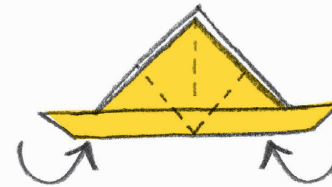
1. FOLD YOUR PAPER IN  
HALF DIAGONALLY TO  
CREATE A TRIANGLE.




2. FOLD AND UNFOLD  
THE TRIANGLE.  
TO MAKE A CREASE.



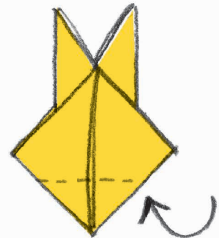
3. FOLD UP THE BASE  
APPROX 1cm.




4. FOLD UP BOTH SIDES DIAGONALLY  
FROM THE BOTTOM CENTRE.




TO MAKE  
THIS SHAPE.




5. FOLD THE BOTTOM OF  
THE SHAPE UP.



6. FLIP THE SHAPE OVER  
AND FOLD THE CENTRAL  
PART OF THE TOP BACK.



7. YOU SHOULD NOW HAVE  
A BUNNY-SHAPED FACE.



8. DRAW ON YOUR  
BUNNY FACE!



# INK BLOTTING DRAWING (MONOPRINTING)

THIS TECHNIQUE IS A BASIC FORM OF PRINTMAKING AND ALLOWS YOU TO MAKE 'MULTIPLES' OF THE SAME DRAWING.

## WHAT YOU NEED

ABSORBANT PAPER (CARTRIDGE, PHOTOCOPY PAPER)


NON-ABSORBANT PAPER (TRACING PAPER, PAPER PALETTE)

COLOURED INKS OR WATERCOLOUR

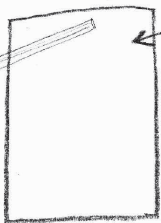
OLD FOUNTAIN PEN, FINE BRUSH OR STICK

NON  
ABSORBANT-


DRAWING  
SIDE



ABSORBANT  
PRINTING  
SIDE




TAPE HINGE




1. DRAW OR TRACE IN PENCIL WHAT IMAGE YOU WOULD LIKE TO 'INK' ON THE TRACING PAPER.

2. JOIN (WITH TAPE) THE TWO PIECES OF PAPER TOGETHER SO THAT THEY CAN OPEN LIKE A BOOK.




3. USE THE INK PEN TO DRAW A SMALL PART OF YOUR TRACED LINE.



4. BEFORE THE INK DRIES, PRESS DOWN ONTO THE ABSORBANT PAPER (like closing your book).



5. REPEAT STEPS 3-4 UNTIL DRAWING COMPLETE.



6. ONCE DRY, COLOUR WITH COLOUR INKS OR PENS.

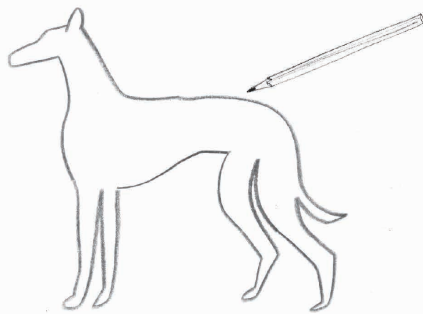





# STENCILS AND FINGERPRINTS.

WHAT YOU NEED

PAPER  
SCISSORS  
PENCIL  
INK PADS  
COLORED PAPER




1. DRAW OR TRACE A GREYHOUND DOG ON PAPER.



2. NOW CAREFULLY CUT IT OUT.



3. PLACE STENCIL ON TOP OF ANOTHER SHEET OF PAPER. NOW FINGERPRINT THE DOG SHAPE.



4. GENTLY TAKE AWAY STENCIL TO REVEAL YOUR FINGERPRINT DOG.



## GREYHOUND DOG

TRY DIFFERENT VARIATIONS BY CHANGING WHERE YOU FINGERPRINT.





AVAILABLE  
NOW



f Find us on Facebook  
t Follow us on Twitter: @LKPChildrens  
i Follow us on Instagram: @laurencekingpub  
[laurenceking.com/childrens](http://laurenceking.com/childrens)

