

Contents

Brief Contents	08
How this Book Works.....	10
Preface	11
Introduction to Sewing	12

Chapter 1

Hand Sewing.....22

Lesson 1.1 Introduction to Needles, Pins, Thimbles, & Pincushions	23
Module 1 Hand-sewing Needles.....	24
Module 2 Thimbles.....	29
Module 3 Pincushions	32
Module 4 Pins	33
Module 5 Sewing-machine Needles.....	36

Lesson 1.2 Introduction to Threads.....41

Module 1 What is a Sewing Thread?	42
Module 2 Natural & Synthetic Fibers	42
Module 3 Staple Fibers & Filaments	43
Module 4 How Threads Are Made	43
Module 5 Thread Construction	44
Module 6 Thread Sizes	45
Module 7 Thread Packaging	48
Module 8 Winding Thread onto the Spool.....	48
Module 9 Thread Finishes	49
Module 10 Common Thread Types.....	49
Module 11 Choosing Thread Colors	52
Module 12 Thread Quantities.....	52

Lesson 1.3 Hand Stitches.....55

Hand Basting	
Module 1 Even Basting (Running Stitch).....	56
Module 2 Uneven Basting.....	57
Module 3 Thread Tracing (Thread Marking/Guide Basting)	57
Module 4 Diagonal Basting	58
Module 5 Tailor's Tacks.....	60
Module 6 Fell Stitch & Pad Stitch.....	64
Module 7 Whipstitch	66

Slip Stitch Appliqué

Module 1 Lesson Prep.....	68
Module 2 Threading the Needle	68
Module 3 Basting the Appliqué	70
Module 4 Slip Stitching the Appliqué.....	72

Catch Stitch

Module 1 Lesson Prep.....	74
Module 2 Sewing the Catch Stitch.....	75

Blind Stitch with a Double Overcast Stitch

Module 1 Lesson Prep.....	78
Module 2 Sewing the Double Overcast Stitch...	79
Module 3 Sewing the Blind Stitch.....	82

Thread Bar & French Tack

Module 1 Lesson Prep.....	84
Module 2 Creating the Thread Bar	85
Module 3 Creating the French Tack.....	87

Overcast Stitch

Module 1 Lesson Prep.....	90
Module 2 Sewing the Overcast Stitch	91

Blanket Stitch

Module 1 Lesson Prep.....	93
Module 2 Sewing the Blanket Stitch.....	94

Pick Stitch

Module 1 Lesson Prep.....	98
Module 2 Sewing a Running Stitch.....	99
Module 3 Sewing the Pick Stitch	100

Chapter 2

Pressing..... 102

Lesson 2.1 Introduction to Pressing Tools & Techniques..... 103

Module 1 Pressing Lightweight Fabrics.....	104
Module 2 Pressing Napped Fabrics	104
Module 3 Pressing Wool & Heavyweight Fabrics	105
Module 4 Pressing Leather	105
Module 5 Pressing Seams.....	106
Module 6 Pressing Tailored Garments	107
Module 7 Pressing Points.....	108
Module 8 Pressing Curved Seams.....	109
Module 9 Pressing Sleeves	110
Module 10 Spot Pressing.....	111

Chapter 3

Interfacings, Underlinings, Interlinings, & Linings 112

Lesson 3.1 Introduction to Interfacings, Underlinings, Interlinings, & Linings.. 113

Module 1 Interfacing	114
Module 2 Woven Interfacing.....	118
Module 3 Nonwoven Interfacing	121
Module 4 Knitted Interfacing.....	122
Module 5 Fusible Interfacing	123
Module 6 Underlining.....	125
Module 7 Interlining	127
Module 8 Lining	130

Chapter 4

Seam Finishes..... 136

Lesson 4.1 Lightweight Seam Finishes..... 137

Single Edge-stitch Seam

Module 1 Lesson Prep.....	138
Module 2 Creating the Single Edge-stitch Seam	138

Double-stitched Seam

Module 1 Lesson Prep.....	140
Module 2 Creating the Double-stitched Seam.....	140

French Seam

Module 1 Lesson Prep.....	142
Module 2 Creating the French Seam	142

Mock French Seam

Module 1 Lesson Prep.....	144
Module 2 Creating the Mock French Seam	144

Lesson 4.2 Medium-weight Seam Finishes..... 147

Flat-felled Seam

Module 1 Lesson Prep.....	148
Module 2 Creating the Flat-felled Seam	148

Hong Kong Seam

Module 1 Lesson Prep.....	150
Module 2 Creating the Hong Kong Seam	150

Pinked & Open Seam

Module 1 Lesson Prep.....	152
Module 2 Creating the Pinked & Open Seam ...	152

Overlocked & Open Seam

Module 1 Lesson Prep.....	154
Module 2 Creating the Overlocked & Open Seam..	154

Double-faced Seam

Module 1 Lesson Prep.....	156
Module 2 Separating the Layers	158
Module 3 Preparing the Seam.....	159
Module 4 Sewing the Seam.....	160

Slot Seam

Module 1 Lesson Prep.....	162
Module 2 Creating the Slot Seam	163
Module 3 Final Steps.....	164

Lapped Seam

Module 1 Lesson Prep.....	165
Module 2 Basting the Lapped Seam	165
Module 3 Sewing the Lapped Seam	166

Chapter 5

Hem Finishes 168

Lesson 5.1 Hem Finishes for Lightweight Fabrics 169

Hand-rolled Hem

Module 1 Lesson Prep.....	170
Module 2 Creating the Hand-rolled Hem.....	171

Machine-foot Baby Hem

Module 1 Lesson Prep.....	172
Module 2 Creating the Machine-foot Baby Hem.....	173

Tailored Edge/Baby Hem

Module 1 Lesson Prep.....	174
Module 2 Creating the Tailored Edge/Baby Hem.....	175

Horsehair Hem

Module 1 Lesson Prep.....	176
Module 2 Creating the Horsehair Hem	177

Ribbon-edge Hem

Module 1 Lesson Prep.....	178
Module 2 Creating the Ribbon-edge Hem	179

Wide Straight-grain Hem	
Module 1 Lesson Prep.....	180
Module 2 Creating the Wide Straight-grain Hem	181
Lesson 5.2 Hem Finishes for Medium-weight Fabrics	183
Hem-tape Hem	
Module 1 Lesson Prep.....	184
Module 2 Creating the Hem-tape Hem	185
Overlocked Hem	
Module 1 Lesson Prep.....	187
Module 2 Creating the Overlocked Hem	187
Hong Kong Hem	
Module 1 Lesson Prep.....	189
Module 2 Creating the Hong Kong Hem.....	190
Pinked & Stitched Hem	
Module 1 Lesson Prep.....	192
Module 2 Creating the Pinked & Stitched Hem	193

Chapter 6

Buttons & Buttonholes	196
Lesson 6.1 Introduction to Buttons & Buttonholes.....	197
Module 1 Defining Buttons & Buttonholes	198
Module 2 Button Shapes and Stitches.....	199

Module 3 Button Materials.....	200
Module 4 Weight & Interfacing.....	201
Module 5 Button Sizes.....	201
Module 6 Button Placement.....	202
Module 7 Buttonholes	203
Module 8 The Buttonhole Opening	204

Lesson 6.2 Sewing Buttons: Shank & 4-hole Button	205
Module 1 Sewing a Shank Button.....	206
Module 2 Sewing a 4-hole Button with a Thread Shank.....	208

Lesson 6.3 Machine-made Buttonholes: Straight & Keyhole	211
Module 1 Sewing a Straight Buttonhole.....	212
Module 2 Sewing a Keyhole Buttonhole	213

Chapter 7

Knit Fabrics.....	214
Lesson 7.1 Introduction to Knit Fabrics... 	215
Module 1 Woven Fabric Structure.....	216
Module 2 Knit Fabric Structure	217
Module 3 Weft Knits	218
Module 4 Warp Knits	220
Module 5 Knit Fibers.....	220

Lesson 7.2 Knit Fabric Principles.....	221
Module 1 Stretch, Recovery, Weight, Shrinkage.....	222

Module 2 Stretch Direction.....	224
Module 3 Stretch Ratio	226
Module 4 Testing Knit Stretch on the Dress Form.....	229

Lesson 7.3 Knit Seam Finishes.....	235
Module 1 Three-thread Overlocked Seam.....	236
Module 2 Taped Shoulder Seam	237
Module 3 Safety Stitch Seam	238
Module 4 Chainstitch Seam	239
Module 5 Zigzag Seam	240

Lesson 7.4 Knit Hem Finishes.....	241
Module 1 Overlocked Hem with Catch Stitch.....	242
Module 2 Two-needle Coverstitch Hem	244
Module 3 Three-needle Coverstitch Hem	245
Module 4 Chainstitch Hem	247

Lesson 7.5 Knit Necklines.....	249
Module 1 Overlock/Chainstitch Neckline	250
Module 2 Banded Neckline with Two-needle Coverstitch	252

Chapter 8

Binding	258
Lesson 8.1 Single-fold Bias Binding with an Edgestitch	259
Module 1 Lesson Prep.....	260
Module 2 Sewing the Binding	261

Lesson 8.2 Single-fold Bias Binding with a Crack Stitch 263

Module 1 Lesson Prep..... 264
Module 2 Sewing the Binding 265

Lesson 8.3 French Piping 267

Module 1 Lesson Prep..... 268
Module 2 Preparing the French Piping..... 268
Module 3 Machine-stitching the French Piping .. 269
Module 4 Hand-stitching the French Piping 270

Lesson 8.4 Single-fold Neck/Armhole Binding with a Slip Stitch..... 273

Module 1 Lesson Prep..... 274
Module 2 Applying the Bias Binding to the Neckline 276
Module 3 Applying the Bias Binding to the Armhole 279
Module 4 Slip Stitching the Neckline & Armhole Bias Binding..... 281

Lesson 8.5 Spaghetti Straps 283

Module 1 Lesson Prep..... 284
Module 2 Turning & Pressing the Loops 285

Chapter 9

Pockets 286

Lesson 9.1 Single-welt Pocket 287

Module 1 Lesson Prep..... 288
Module 2 Sewing the Welt..... 289

Lesson 9.2 Double-welt Pocket 293

Module 1 Lesson Prep..... 294
Module 2 Sewing the Welts 296

Chapter 10

Zippers 300

Lesson 10.1 Centered Zipper..... 301

Module 1 Lesson Prep..... 302
Module 2 Preparing to Set the Zipper..... 303
Module 3 Setting the Zipper..... 304

Lesson 10.2 Lapped Zipper 307

Module 1 Lesson Prep..... 308
Module 2 Preparing to Set the Zipper..... 308
Module 3 Setting the Zipper—Right Side..... 309
Module 4 Setting the Zipper—Lap Side 312

Lesson 10.3 Invisible Zipper 315

Module 1 Lesson Prep..... 316
Module 2 Setting the Zipper—Left Side 316
Module 3 Setting the Zipper—Right Side..... 318
Module 4 Final Steps..... 319

Lesson 10.4 Lapped Zipper with Facing... 321

Module 1 Lesson Prep..... 322
Module 2 Sewing the Left Facing & Zipper..... 323

Lesson 10.5 Exposed Separating Zipper... 325

Module 1 Lesson Prep..... 326
Module 2 Pinning the Zipper..... 326

Module 3 Setting the Zipper—
Left & Right Sides 328
Module 4 Topstitching the Zipper—
Left & Right Sides 329

Lesson 10.6 Fly Front Zipper 331

Module 1 Lesson Prep..... 332
Module 2 Attaching the Zipper to the
Left Pant Front 333
Module 3 Attaching the Zipper to the Right Pant
Front Self-facing 334
Module 4 Topstitching the Right Fly 335

Lesson 10.7 Embellished Prick-stitched Zipper 337

Module 1 Lesson Prep..... 338
Module 2 Preparing the Fabric Piece 340
Module 3 Prick Stitching the Zipper &
Adding Beads 341

Glossary..... 344

Index 350

Picture credits..... 352

Brief Contents

Chapter 1 p22

Lesson 1.1 page 23
Introduction to Needles, Pins,
Thimbles, & Pincushions



Lesson 1.2 page 41
Introduction to Threads



Lesson 1.3 page 55
Hand Stitches



Chapter 2 p102

Lesson 2.1 page 103
Introduction to Pressing
Tools & Techniques



Chapter 3 p112

Lesson 3.1 page 113
Introduction to Interfacings, Underlinings,
Interlinings, & Linings



Chapter 4 p136

Lesson 4.1 page 137
Lightweight Seam Finishes




Lesson 4.2 page 147
Medium-weight Seam
Finishes



Chapter 5 p168

Lesson 5.1 page 169
Hem Finishes for
Lightweight Fabrics



Lesson 5.2 page 183
Hem Finishes for Medium-
weight Fabrics



Chapter 6 p196

Lesson 6.1 page 197
Introduction to Buttons &
Buttonholes



Lesson 6.2 page 205
Sewing Buttons: Shank &
4-hole Button



Lesson 6.3 page 211
Machine-made Buttonholes:
Straight & Keyhole



Chapter 7 p214

Lesson 7.1 page 215
Introduction to Knit
Fabrics



Lesson 7.2 page 221
Knit Fabric Principles



Lesson 7.3 page 235
Knit Seam Finishes



Lesson 7.4 page 241
Knit Hem Finishes



Lesson 7.5 page 249
Knit Necklines




Chapter 8 p258


Lesson 8.1 page 259
Single-fold Bias Binding
with an Edgestitch




Lesson 8.2 page 263
Single-fold Bias Binding
with a Crack Stitch



Lesson 8.3 page 267
French Piping



Lesson 8.4 page 273
Single-fold Neck/Armhole
Binding with a Slip Stitch




Lesson 8.5 page 283
Spaghetti Straps




Chapter 9 p286

Lesson 9.1 page 287
Single-welt Pocket



Lesson 9.2 page 293
Double-welt Pocket



Chapter 10 p300

Lesson 10.1 page 301
Centered Zipper



Lesson 10.2 page 307
Lapped Zipper



Lesson 10.3 page 315
Invisible Zipper



Lesson 10.4 page 321
Lapped Zipper with Facing



Lesson 10.5 page 325
Exposed Separating Zipper



Lesson 10.6 page 331
Fly Front Zipper



Lesson 10.7 page 337
Embellished Prick-stitched
Zipper

